



**(1)(a) STATEMENT SHOWING SHAREHOLDING PATTERN IN CLAUSE-35**

<b>NAME OF THE COMPANY: PIPAVAV DEFENCE AND OFFSHORE ENGINEERING COMPANY LIMITED</b>			
<b>SCRIP CODE:</b>	<b>BSE-533107 NSE-PIPAVAVDOC</b>	<b>Name of the Scrip: Pipavav Defence and Offshore Engineering Company Limited</b>	
<b>Class of Security:</b>	<b>Equity Shares</b>		
<b>QUARTER ENDED:</b>	<b>30-Sep-11</b>		
Partly paid-up shares	No. of partly paid-up shares	As a % of total no. of partly paid-up shares	As a % of total no. of shares of the Company.
Held by promoter/promoter group	0	0	0
Held by Public	0	0	0
<b>Total:</b>	<b>0</b>	<b>0</b>	<b>0</b>
Outstanding convertible securities:	No. of outstanding securities	As a % of total no. of outstanding convertible securities.	As a % of total no. of shares of the Company assuming full conversion of the convertible securities
Held by promoter/promoter group	0	0	0
Held by Public	25,400,000	100	3.55
<b>Total:</b>	<b>25,400,000</b>	<b>100</b>	<b>3.55</b>
Warrants:	No. of warrants	As a % of total no. of warrants	As a % of total no. of shares of the Company, assuming full conversion of warrants
Held by promoter/promoter group	25,221,612	100	3.52
Held by Public	0	0	0
<b>Total:</b>	<b>25,221,612</b>	<b>100</b>	<b>3.52</b>
<b>Total paid-up capital of the Company, assuming full conversion of warrants and convertible securities</b>	<b>Share Capital (in Rs.)</b>	<b>Face Value</b>	<b>No of Shares</b>
	<b>7,164,200,000</b>	<b>10</b>	<b>716,420,000</b>




Category code	Category of shareholders	No of shareholders	Total number of shares	No of shares held in dematerialized form	Total shareholding as a percentage of total of shares		Shares pledged or otherwise encumbered	
					As a percentage of (A+B)	As a percentage of (A+B+C)	No of Shares	As a percentage
(I)	(II)	(III)	(IV)	(V)	(VI)	(VII)	(VIII)	(IX)=(VIII)/(IV)*100
<b>(A)</b>	<b>PROMOTER AND PROMOTER GROUP</b>							
<b>(1)</b>	<b>INDIAN</b>							
(a)	Individual /HUF	0	-	-	0.00	0.00	-	0.00
(b)	Central Government/State Government(s)	0	-	-	0.00	0.00	-	0.00
(c)	Bodies Corporate	3	299,576,180	299,576,180	45.00	45.00	291,471,179	97.29
(d)	Financial Institutions / Banks	0	-	-	0.00	0.00	-	0.00
(e)	Others	0	-	-	0.00	0.00	-	0.00
	<b>Sub-Total A(1)</b>	<b>3</b>	<b>299,576,180</b>	<b>299,576,180</b>	<b>45.00</b>	<b>45.00</b>	<b>291,471,179</b>	<b>97.29</b>
<b>(2)</b>	<b>FOREIGN</b>							
(a)	Individuals (NRIs/Foreign Individuals)	0	-	-	0.00	0.00	-	0.00
(b)	Bodies Corporate	0	-	-	0.00	0.00	-	0.00
(c)	Institutions	0	-	-	0.00	0.00	-	0.00
(d)	Others	0	-	-	0.00	0.00	-	0.00
	<b>Sub-Total A(2)</b>	<b>0</b>	<b>-</b>	<b>-</b>	<b>0.00</b>	<b>0.00</b>	<b>-</b>	<b>0.00</b>
	<b>Total Shareholding of Promoter and Promoter Group (A)= A(1)+A(2)</b>	<b>3</b>	<b>299,576,180</b>	<b>299,576,180</b>	<b>45.00</b>	<b>45.00</b>	<b>291,471,179</b>	<b>97.29</b>
<b>(B)</b>	<b>PUBLIC SHAREHOLDING</b>						N.A.	N.A.
<b>(1)</b>	<b>INSTITUTIONS</b>						N.A.	N.A.
(a)	Mutual Funds /UTI	4	12,463,884	12,463,884	1.87	1.87		
(b)	Financial Institutions /Banks	8	30,833,220	30,833,220	4.63	4.63		
(c)	Central Government / State Government(s)	0	-	-	0.00	0.00		
(d)	Venture Capital Funds	0	-	-	0.00	0.00		
(e)	Insurance Companies	1	14,272,300	14,272,300	2.14	2.14		
(f)	Foreign Institutional Investors	36	54,525,756	54,525,756	8.19	8.19		
(g)	Foreign Venture Capital Investors	1	14,677,000	14,677,000	2.20	2.20		
(h)	Others	0	-	-	0.00	0.00		
	<b>Sub-Total B(1)</b>	<b>50</b>	<b>126,772,160</b>	<b>126,772,160</b>	<b>19.04</b>	<b>19.04</b>		




Category code	Category of shareholders	No of shareholders	Total number of shares	No of shares held in dematerialized form	Total shareholding as a percentage of total of shares		Shares pledged or otherwise encumbered	
					As a percentage of (A+B)	As a percentage of (A+B+C)	No of Shares	As a percentage
(I)	(II)	(III)	(IV)	(V)	(VI)	(VII)	(VIII)	(IX)=(VIII)/(IV)*100
<b>(2)</b>	<b>NON-INSTITUTIONS</b>						N.A.	N.A.
(a)	Bodies Corporate	1265	173,262,004	173,262,004	26.02	26.02		
(b)	Individuals							
	(i) Individuals holding nominal share capital upto Rs.1 lakh	69164	20,885,905	20,877,930	3.14	3.14		
	(ii) Individuals holding nominal share capital in excess of Rs.1 lakh	321	22,059,264	22,059,264	3.31	3.31		
(c)	Others							
	NRI	807	695,554	695,554	0.10	0.10		
	CLEARING MEMBERS	325	5,029,521	5,029,521	0.76	0.76		
	FOREIGN COMPANIES	1	17,500,000	-	2.63	2.63		
	FOREIGN NATIONALS	2	1,500	1,500	0.00	0.00		
	TRUSTS	6	16,300	16,300	0.00	0.00		
	<b>Sub-Total B(2)</b>	<b>71891</b>	<b>239,450,048</b>	<b>221,942,073</b>	<b>35.96</b>	<b>35.96</b>		
	<b>Total B=B(1)+B(2)</b>	<b>71941</b>	<b>366,222,208</b>	<b>348,714,233</b>	<b>55.00</b>	<b>55.00</b>		
	<b>Total (A+B)</b>	<b>71944</b>	<b>665,798,388</b>	<b>648,290,413</b>	<b>100.00</b>	<b>100.00</b>		
<b>(C)</b>	<b>SHARES HELD BY CUSTODIANS, AGAINST WHICH DEPOSITORY RECEIPTS HAVE BEEN ISSUED</b>							
(1)	Promoter and Promoter Group	0	-	-	0.00	0.00		
(2)	Public	0	-	-	0.00	0.00		
	<b>GRAND TOTAL (A+B+C)</b>	<b>71944</b>	<b>665,798,388</b>	<b>648,290,413</b>	<b>0.00</b>	<b>100.00</b>	<b>291,471,179</b>	<b>43.78</b>



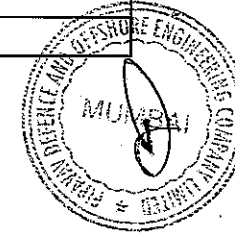
<b>(I)(b) Statement showing shareholding of persons belonging to the category "Promoter and Promoter Group"</b>						
<b>Sr. No.</b>	<b>Name of the shareholder</b>	<b>Total Shares held</b>		<b>Shares pledged or otherwise encumbered</b>		
		<b>Number</b>	<b>As a % of grand total (A)+(B)+(C)</b>	<b>Number</b>	<b>As a percentage</b>	<b>As a % of grand total (A)+(B)+(C) of sub-clause (I)(a)</b>
<b>(I)</b>	<b>(II)</b>	<b>(III)</b>	<b>(IV)</b>	<b>(V)</b>	<b>(VI)=(V)/(III)*100</b>	<b>(VII)</b>
1	SKIL Infrastructure Limited	257,266,685	38.64	249,161,685	96.85	37.42
2	SKIL Shipyard Holdings Pvt Ltd	29,960,001	4.50	29,960,000	100.00	4.50
3	Grevek Investment & Finance Private Limited	12,349,494	1.85	12,349,494	100.00	1.85
	<b>TOTAL</b>	<b>299,576,180</b>	<b>45.00</b>	<b>291,471,179</b>	<b>97.29</b>	<b>43.78</b>



<b>(l)(c) Statement showing Shareholding of persons belonging to the category "Public" and holding more than 1% of the total number of shares</b>			
<b>Sr. No.</b>	<b>Name of the shareholder</b>	<b>Number of shares</b>	<b>Shares as a percentage of total number of shares {i.e., Grand Total (A)+(B)+(C) indicated in Statement at para (l)(a) above}</b>
1	OVIRA LOGISTICS LIMITED	51,100,000	7.67
2	SMALLCAP WORLD FUND, INC	42,066,000	6.32
3	SNEHA METALS PRIVATE LTD.	20,000,000	3.00
4	SembCorp Marine Limited	17,500,000	2.63
5	EXPORT- IMPORT BANK OF INDIA	17,210,000	2.58
6	NEW YORK LIFE INVESTMENT MANAGEMENT INDIA FUND (FVCI) II LLC	14,677,000	2.20
7	LIFE INSURANCE CORPORATION OF INDIA	14,272,300	2.14
8	FRINTILLARY TRADING COMPANY PVT LTD	10,397,065	1.56
9	IDBI BANK LTD.	10,270,350	1.54
10	GAJODHAR TRADING COMPANY PRIVATE LIMITED	10,083,409	1.51
11	KUNDAN INFRASTRUCTURE PVT LTD	8,324,306	1.25
12	RELIGARE SECURITIES LTD	6,939,048	1.04
	<b>TOTAL</b>	<b>222,839,478</b>	<b>33.47</b>




<b>(I)(d) Statement showing details of locked-in shares</b>				
<b>Sr. No.</b>	<b>Name of the shareholder</b>	<b>Category</b>	<b>Number of locked-in shares</b>	<b>Locked-in shares as a percentage of total number of shares (i.e., Grand Total (A)+(B)+(C) indicated in Statement at para (I)(a) above)</b>
1	SKIL Infrastructure Limited	Promoter	121,650,500	18.27
2	Grevek Investment & Finance Private Limited	Promoter	11,509,180	1.73
3	Utpal H Sheth	Public	83,330	0.01
	<b>TOTAL :</b>		<b>133,243,010</b>	<b>20.01</b>




**(II)(a) Statement showing details of Depository Receipts (DRs)**

Sr. No.	Type of outstanding DR (ADRs, GDRs, SDRs, etc.)	Number of outstanding DRs	Number of shares underlying outstanding DRs	Shares underlying outstanding DRs as a percentage of total number of shares {i.e., Grand Total (A)+(B)+(C) indicated in Statement at para (I)(a) above}
1	NIL	0	0.00	
	<b>TOTAL</b>	<b>0</b>	<b>0.00</b>	<b>0.00</b>




**(II)(b) Statement showing Holding of Depository Receipts (DRs), where underlying shares held by "Promoter/Promoter group" are in excess of 1% of the total number shares**

Sr. No.	Name of the DR Holder - Type of outstanding DR (ADRs,GDRs,SDRs,etc.)	Number of shares underlying outstanding DRs	Shares underlying outstanding DRs as a percentage of total number of shares {i.e., Grand Total (A)+(B)+(C) indicated in Statement at para(I)(a) above}
1	NIL	0	0.00
	<b>TOTAL</b>	<b>0</b>	<b>0.00</b>



**(III) (a) Statement showing the voting pattern of shareholders, if more than one class of shares/securities is issued by the issuer.**

Category code	Category of shareholder	Number of Voting Rights			Total Voting Rights (III+IV+V)	Total Voting Rights	
		Class X	Class Y	Class Z		As a percentage of (A+B)	As a percent age of (A+B+C)
(I)	(II)	(III)	(IV)	(V)	(VI)	(VII)	(VIII)
<b>(A)</b>	<b>Promoter and Promoter Group</b>	N.A.	N.A.	N.A.	N.A.		
1	<b>Indian</b>						
(a)	Individuals/ Hindu Undivided Family						
(b)	Central Government/ State Government(s)						
(c)	Bodies Corporate						
(d)	Financial Institutions/ Banks						
(e)	Any Other (specify)						
	<b>Sub-Total (A)(1)</b>						
2	<b>Foreign</b>	N.A.	N.A.	N.A.	N.A.		
(a)	Individuals (Non-Resident Individuals/ Foreign Individuals)						
(b)	Bodies Corporate						
(c)	Institutions						
(d)	Any Other (specify)						
	<b>Sub-Total (A)(2)</b>						
	<b>Total Shareholding of Promoter and Promoter Group (A)= (A)(1)+(A)(2)</b>	N.A.	N.A.	N.A.	N.A.		
<b>(B)</b>	<b>Public shareholding</b>	N.A.	N.A.	N.A.	N.A.		
1	<b>Institutions</b>	N.A.	N.A.	N.A.	N.A.		
(a)	Mutual Funds/UTI						
(b)	Financial Institutions/ Banks						
(c)	Central Government/ State Government(s)						
(d)	Venture Capital Funds						
(e)	Insurance Companies						
(f)	Foreign Institutional Investors						
(g)	Foreign Venture Capital Investors						
(h)	Any Other (specify)						
	<b>Sub-Total (B)(1)</b>						



<b>2</b>	<b>Non-institutions</b>	N.A.	N.A.	N.A.	N.A.		
(a)	Bodies Corporate						
(b)	Individuals -						
	i. Individual shareholders holding nominal share capital up to Rs. 1 lakh.						
	ii. Individual shareholders holding nominal share capital in excess of Rs. 1 lakh.						
(c)	Any Other (specify)						
	<b>Sub-Total (B)(2)</b>						
	<b>Total Public Shareholding (B)= (B)(1)+(B)(2)</b>	N.A.	N.A.	N.A.	N.A.		
	<b>TOTAL (A)+(B)</b>						
<b>(C)</b>	<b>Shares held by Custodians and against which Depository Receipts have been issued</b>	N.A.	N.A.	N.A.	N.A.		
	<b>GRAND TOTAL (A)+(B)+(C)</b>	N.A.	N.A.	N.A.	N.A.		

