


Introductory sub-table (I)(a)


NAME OF THE COMPANY: PIPAVAV DEFENCE AND OFFSHORE ENGINEERING COMPANY LIMITED			
SCRIP CODE:	BSE-533107 NSE-PIPAVAVDOC	Name of the Scrip: Pipavav Defence and Offshore Engineering Company Limited	
Class of Security:	Equity Shares		
QUARTER ENDED:	31/12/2011		
Partly paid-up shares	No. of partly paid-up shares	As a % of total no. of partly paid-up shares	As a % of total no. of shares of the Company.
Held by promoter/promoter group	0	0	0
Held by Public	0	0	0
Total:	0	0	0
Outstanding convertible securities (other than warrants):	No. of outstanding securities	As a % of total no. of outstanding convertible securities.	As a % of total no. of shares of the Company assuming full conversion of the convertible securities
Held by promoter/promoter group	0	0	0
Held by Public	0	0	0
Total:	0	0	0
Warrants:	No. of warrants	As a % of total no. of warrants	As a % of total no. of shares of the Company, assuming full conversion of warrants
Held by promoter/promoter group	35,221,612	77.03%	4.78%
Held by Public	10,500,000	22.97%	1.42%
Total:	45,721,612	100.00%	6.20%
Total paid-up capital of the Company, assuming full conversion of warrants and convertible securities	No of Shares	Face Value (in Rs.)	Share Capital (in Rs.)
	736,920,000	10	7,369,200,000




Statement Showing Shareholding Pattern

Table (I)(a)


Category code	Category of shareholders	No of shareholders	Total number of shares	No of shares held in dematerialized form	Total shareholding as a percentage of total of shares		Shares pledged or otherwise encumbered	
					As a percentage of (A+B)	As a percentage of (A+B+C)	No of Shares	As a percentage
(I)	(II)	(III)	(IV)	(V)	(VI)	(VII)	(VIII)	(IX)=(VIII)/(IV)*100
(A)	PROMOTER AND PROMOTER GROUP							
(1)	INDIAN							
(a)	Individual /HUF	0	-	-	0.00	0.00	-	0.00
(b)	Central Government/State Government(s)	0	-	-	0.00	0.00	-	0.00
(c)	Bodies Corporate	3	299,576,180	299,576,180	43.34	43.34	291,471,179	97.29
(d)	Financial Institutions / Banks	0	-	-	0.00	0.00	-	0.00
(e)	Others	0	-	-	0.00	0.00	-	0.00
	Sub-Total A(1)	3	299,576,180	299,576,180	43.34	43.34	291,471,179	97.29
(2)	FOREIGN							
(a)	Individuals (NRIs/Foreign Individuals)	0	-	-	0.00	0.00	-	0.00
(b)	Bodies Corporate	0	-	-	0.00	0.00	-	0.00
(c)	Institutions	0	-	-	0.00	0.00	-	0.00
(d)	Others	0	-	-	0.00	0.00	-	0.00
	Sub-Total A(2)	0	-	-	0.00	0.00	-	0.00
	Total A=A(1)+A(2)	3	299,576,180	299,576,180	43.34	43.34	291,471,179	97.29
(B)	PUBLIC SHAREHOLDING						N.A.	N.A.
(1)	INSTITUTIONS						N.A.	N.A.
(a)	Mutual Funds /UTI	5	12,563,884	12,563,884	1.82	1.82		
(b)	Financial Institutions /Banks	9	30,491,841	30,491,841	4.41	4.41		
(c)	Central Government /State Government(s)	0	-	-	0.00	0.00		
(d)	Venture Capital Funds	0	-	-	0.00	0.00		
(e)	Insurance Companies	1	20,145,004	20,145,004	2.91	2.91		
(f)	Foreign Institutional Investors	39	48,412,486	48,412,486	7.00	7.00		
(g)	Foreign Venture Capital Investors	1	12,305,000	12,305,000	1.78	1.78		
(h)	Others	0	-	-	0.00	0.00		
	Sub-Total B(1)	55	123,918,215	123,918,215	17.93	17.93		




Category code	Category of shareholders	No of shareholders	Total number of shares	No of shares held in dematerialized form	Total shareholding as a percentage of total of shares		Shares pledged or otherwise encumbered	
					As a percentage of (A+B)	As a percentage of (A+B+C)	No of Shares	As a percentage
(I)	(II)	(III)	(IV)	(V)	(VI)	(VII)	(VIII)	(IX)=(VIII)/(IV)*100
(2)	NON-INSTITUTIONS							
(a)	Bodies Corporate	1225	179,509,793	179,509,793	25.97	25.97	N.A.	N.A.
(b)	Individuals							
	(i) Individuals holding nominal share capital upto Rs.1 lakh	69447	21,322,153	21,313,188	3.08	3.08		
	(ii) Individuals holding nominal share capital in excess of Rs.1 lakh	343	21,575,728	21,575,728	3.12	3.12		
(c)	Others							
(c-i)	TRUSTS	7	41,300	41,300	0.01	0.01		
(c-ii)	NON RESIDENT INDIANS	832	957,780	957,780	0.14	0.14		
(c-iii)	CLEARING MEMBERS	127	1,396,739	1,396,739	0.20	0.20		
(c-iv)	FOREIGN COMPANIES*	2	42,900,000	-	6.21	6.21		
(c-v)	FOREIGN NATIONALS	1	500	500	0.00	0.00		
	Sub-Total B(2)	71984	267,703,993	224,795,028	38.73	38.73		
	Total Public Shareholding (B)=(B)(1)+(B)(2)	72039	391,622,208	348,713,243	56.66	56.66		
	Total (A+B)	72042	691,198,388	648,289,423	100.00	100.00		
(C)	SHARES HELD BY CUSTODIANS, AGAINST WHICH DEPOSITORY RECEIPTS HAVE BEEN ISSUED							
(1)	Promoter and Promoter Group	0				0.00		
(2)	Public	0				0.00		
	Sub-Total (C)					0.00		
	GRAND TOTAL (A+B+C)	72042	691,198,388	648,289,423		100.00	291,471,179	




Sr.No	Notes
1	*2,54,00,000 equity shares of the Company were allotted on November 14, 2011 to Valiant Mauritius FDI Partners Limited (a foreign Company) on conversion of 10% Fully, Compulsorily and Mandatorily Convertible Unsecured Debentures (CCDs). These shares have not yet been credited to Demat account of the beneficiary/ allottee. Hence the said shares have not been included in shares held in dematerialised form.




(I)(b) Statement showing holding of securities (including shares, warrants, convertible securities) of persons belonging to the category "Promoter and Promoter Group"											
Sr.No	Name of the Shareholder	Details of Shares held		Encumbered shares			Details of Warrants		Details of convertible		Total Shares (including underlying shares assuming full conversion of warrants and convertible securities) as a % of diluted share capital
		No. of Shares held	As a % of grand total (A)+(B)+(C)	Pledge Shares	As a percentage	As a % of grand total (A) + (B) + (C) of sub-clause (I)(a)	Number of warrants held	As a % total number of warrants of the same class	Number of convertible securities held	As a % total number of convertible securities of the same class	
(I)	(II)	(III)	(IV)	(V)	(VI)=(V)/(III)*100	(VII)	(VIII)	(IX)	(X)	(XI)	(XII)
1	SKIL INFRASTRUCTURE LIMITED	257,266,685	37.22	249,161,685	96.85	36.05	25,221,612	55.16%	0	0.00	38.33%
3	SKIL SHIPYARD HOLDINGS PRIVATE LIMITED	29,960,001	4.33	29,960,000	100.00	4.33	0	0.00	0	0.00	4.07%
5	GREVEK INVESTMENT AND FINANCE PRIVATE LTD	12,349,494	1.79	12,349,494	100.00	1.79	10,000,000	21.87%	0	0.00	3.03%
	TOTAL	299,576,180	43.34	291,471,179	97.29	42.17	35,221,612	77.03%	0	0.00	45.43%




(I)(c)(i) Statement showing holding of securities (including shares, warrants, convertible securities) of persons belonging to the category "Public" and holding more than 1% of the total number of								
Sr. No.	Name of the shareholder	Number of shares held	Shares as a percentage of total number of shares {i.e., Grant total (A)+(B)+(C) indicated in Statement at para (I)(a) above}	Details of warrants		Details of convertible		Total shares (including underlying shares assuming full conversion of warrants and convertible securities) as a % of diluted share capital)
				Number of warrants held	As a % total number of warrants of the same class	Number of convertible securities held	% w.r.t total number of convertible securities of the same class	
1	OVIRA LOGISTICS LIMITED	53,423,871	7.73	0	0.00	0	0.00	7.25%
2	SMALLCAP WORLD FUND, INC	35,731,000	5.17	0	0.00	0	0.00	4.85%
3	VALIANT MAURITIUS PARTNERS FDI LIMITED	25,400,000	3.67	0	0.00	0	0.00	3.45%
4	LIFE INSURANCE CORPORATION OF INDIA	20,145,004	2.91	0	0.00	0	0.00	2.73%
5	SNEHA METALS PRIVATE LTD.	20,000,000	2.89	0	0.00	0	0.00	2.71%
6	SembCorp Marine Limited	17,500,000	2.53	0	0.00	0	0.00	2.37%
7	EXPORT- IMPORT BANK OF INDIA	17,210,000	2.49	0	0.00	0	0.00	2.34%
8	NEW YORK LIFE INVESTMENT MANAGEMENT INDIA FUND	12,305,000	1.78	0	0.00	0	0.00	1.67%
9	FRINTILLARY TRADING COMPANY PVT LTD	10,857,065	1.57	0	0.00	0	0.00	1.47%
10	IDBI BANK LTD.	10,270,350	1.49	0	0.00	0	0.00	1.39%
11	IL AND FS FINANCIAL SERVICES LIMITED	10,117,254	1.46	0	0.00	0	0.00	1.37%
12	KUNDAN INFRASTRUCTURE PVT LTD	8,324,306	1.20	0	0.00	0	0.00	1.13%
13	GAJODHAR TRADING COMPANY PRIVATE LIMITED	8,320,817	1.20	0	0.00	0	0.00	1.13%
	TOTAL	249,604,667	36.11	0	0.00	0	0.00	33.87%




(I)(c)(ii) Statement showing holding of securities (including shares, warrants, convertible securities) of persons (together with PAC) belonging to the category "Public" and holding more than 5% of the total number of shares of the company								
Sr. No.	Name(s) of the shareholder(s) and the Persons Acting in Concert (PAC) with them	Number of shares held	Shares as a percentage of total number of shares {i.e., Grant total (A)+(B)+(C) indicated in Statement at para (I)(a) above}	Details of warrants		Details of convertible securities		Total shares (including underlying shares assuming full conversion of warrants and convertible securities) as a % of diluted share capital)
				Number of warrants held	As a % total number of warrants of the same class	Number of convertible securities held	% w.r.t total number of convertible securities of the same class	
1	OVIRA LOGISTICS LIMITED & PAC							
i)	OVIRA LOGISTICS LIMITED (OVIRA)	53,423,871	7.73	0	0.00	0	0.00	7.25%
ii)	IL AND FS FINANCIAL SERVICES LIMITED (PAC WITH OVIRA)	10,117,254	1.46	0	0.00	0	0.00	1.37%
	Total (i+ii)-(1)	63,541,125	9.19	0	0.00	0	0.00	8.62%
2	SMALLCAP WORLD FUND, INC (2)	35,731,000	5.17	0	0.00	0	0.00	4.85%
	TOTAL (1+2)	99,272,125	14.36	0	0.00	0	0.00	13.47%




(l)(d) STATEMENT SHOWING DETAILS OF LOCKED-IN SHARES				
Sr. No.	Name of the shareholder	Category Code	Number of locked-in shares	Locked-in shares as a percentage of total number of shares {i.e., Grand Total (A)+(B)+(C) indicated in Statement at para (l)(a) above}
1	SKIL INFRASTRUCTURE LIMITED	PGP	121,650,500	17.60
2	GREVEK INVESTMENT AND FINANCE PRIVATE LIMITED	PGP	11,509,180	1.67
3	UTPAL H SHETH	PUB	83,330	0.01
	TOTAL		133,243,010	19.28



(II)(a) STATEMENT SHOWING DETAILS OF DEPOSITORY RECEIPTS (DRS)				
Sr.No.	Type of outstanding DR (ADRs,GDRs,SDRs,etc.)	Number of outstanding DRs	Number of shares underlying outstanding DRs	Shares underlying outstanding DRs as a percentage of total number of shares {i.e., Grand Total (A)+(B)+(C) indicated in Statement at Para(I)(a) above}
1	NIL	0	0	0
	TOTAL	0	0	0




(II)(b) Statement showing Holding of Depository Receipts (DRs), where underlying shares held by "Promoter/Promoter group" are in excess of 1% of the total number shares				
Sr. No.	Name of the DR Holder	Type of outstanding DR (ADRs,GDRs,SDRs, etc.)	Number of shares underlying outstanding DRs	Shares underlying outstanding DRs as a percentage of total number of shares {i.e., Grand Total (A)+(B)+(C) indicated in Statement at para(I)(a) above}
1	NIL		0	0
	TOTAL		0	0



(III)-(a) Statement showing the voting pattern of shareholders, if more than one class of shares/securities is issued by the issuer.

Category code	Category of shareholder	Number of Voting Rights			Total Voting Rights (III+IV+V)	Total Voting Rights i.e.	
		Class X	Class Y	Class Z		As a percentage of (A+B)	As a percentage of (A+B+C)
(I)	(II)	(III)	(IV)	(V)	(VI)	(VII)	(VIII)
(A)	Promoter and Promoter Group	N.A.	N.A.	N.A.	N.A.		
1	Indian						
(a)	Individuals/ Hindu Undivided Family						
(b)	Central Government/ State Government(s)						
(c)	Bodies Corporate						
(d)	Financial Institutions/ Banks						
(e)	Any Other (specify)						
	Sub-Total (A)(1)						
2	Foreign	N.A.	N.A.	N.A.	N.A.		
(a)	Individuals (Non-Resident Individuals/ Foreign Individuals)						
(b)	Bodies Corporate						
(c)	Institutions						
(d)	Any Other (specify)						
	Sub-Total (A)(2)						
	Total Shareholding of Promoter and Promoter Group (A)= (A)(1)+(A)(2)	N.A.	N.A.	N.A.	N.A.		
(B)	Public shareholding	N.A.	N.A.	N.A.	N.A.		
1	Institutions	N.A.	N.A.	N.A.	N.A.		
(a)	Mutual Funds/UTI						
(b)	Financial Institutions/ Banks						
(c)	Central Government/ State Government(s)						
(d)	Venture Capital Funds						
(e)	Insurance Companies						
(f)	Foreign Institutional Investors						
(g)	Foreign Venture Capital Investors						



(h)	Any Other (specify)						
	Sub-Total (B)(1)						
2	Non-institutions	N.A.	N.A.	N.A.	N.A.		
(a)	Bodies Corporate						
(b)	Individuals - i. Individual shareholders holding nominal share capital up to Rs. 1 lakh. ii. Individual shareholders holding nominal share capital in excess of Rs. 1 lakh.						
(c)	Any Other (specify)						
	Sub-Total (B)(2)						
	Total Public Shareholding (B)= (B)(1)+(B)(2)	N.A.	N.A.	N.A.	N.A.		
	TOTAL (A)+(B)						
(C)	Shares held by Custodians and against which Depository Receipts have been issued	N.A.	N.A.	N.A.	N.A.		
	GRAND TOTAL (A)+(B)+(C)	N.A.	N.A.	N.A.	N.A.		

