

(1)(a) STATEMENT SHOWING SHAREHOLDING PATTERN IN CLAUSE-35**NAME OF THE COMPANY: PIPAVAV DEFENCE AND OFFSHORE ENGINEERING COMPANY LIMITED (Formerly known as Pipavav Shipyard Limited)****SCRIP CODE:** 533107-BSE Name of the Scrip: Pipavav Shipyard Limited

PIPAVAVYD- NSE

Class of Security: Equity Shares**QUARTER ENDED:** 30-Jun-11

Partly paid-up shares	No. of partly paid-up shares	As a % of total no. of partly paid-up shares	As a % of total no. of shares of the Company.
-----------------------	------------------------------	--	---

Held by promoter/promoter group	0	0	0
---------------------------------	---	---	---

Held by Public	0	0	0
----------------	---	---	---

Total:	0	0	0
---------------	----------	----------	----------

Outstanding convertible securities: (Other than Warrants)	No. of outstanding securities	As a % of total no. of outstanding convertible securities.	As a % of total no. of shares of the Company assuming full conversion of the convertible securities
--	-------------------------------	--	---

Held by promoter/promoter group	0	0	0
---------------------------------	---	---	---

Held by Public	25,400,000	100	3.55
----------------	------------	-----	------

Total:	25,400,000	100	3.55
---------------	-------------------	------------	-------------


Warrants:	No. of warrants	As a % of total no. of warrants	As a % of total no. of shares of the Company, assuming full conversion of warrants
-----------	-----------------	---------------------------------	--

Held by promoter/promoter group	25,221,612	100	3.52
---------------------------------	------------	-----	------


Held by Public	0	0	0
----------------	---	---	---

Total:	25,221,612	100	3.52
---------------	-------------------	------------	-------------


Total paid-up capital of the Company, assuming full conversion of warrants and convertible securities (in Rs.)	7,164,200,000
---	----------------------




Category code	Category of shareholders	No of shareholders	Total number of shares	No of shares held in dematerialized form	Total shareholding as a percentage of total of shares		Shares pledged or otherwise encumbered	
					As a percentage of (A+B)	As a percentage of (A+B+C)	No of Shares	As a percentage
(I)	(II)	(III)	(IV)	(V)	(VI)	(VII)	(VIII)	(IX)=(VIII)/(IV)*100
(A)	PROMOTER AND PROMOTER GROUP							
(1)	INDIAN							
(a)	Individual /HUF	0	0	0	0.00	0.00	-	0.00
(b)	Central Government/State Government(s)	0	0	0	0.00	0.00	-	0.00
(c)	Bodies Corporate	3	299,576,180	299,576,179	45.00	45.00	298,371,179	99.60
(d)	Financial Institutions / Banks	0	0	0	0.00	0.00	-	0.00
(e)	Others	0	0	0	0.00	0.00	-	0.00
	Sub-Total A(1)	3	299,576,180	299,576,179	45.00	45.00	298,371,179	99.60
(2)	FOREIGN							
(a)	Individuals (NRIs/Foreign Individuals)	0	0	0	0.00	0.00	-	0.00
(b)	Bodies Corporate	0	0	0	0.00	0.00	-	0.00
(c)	Institutions	0	0	0	0.00	0.00	-	0.00
(d)	Others	0	0	0	0.00	0.00	-	0.00
	Sub-Total A(2)	0	0	0	0.00	0.00	-	0.00
	Total Shareholding of Promoter and Promoter Group (A)= A(1)+A(2)	3	299,576,180	299,576,179	45.00	45.00	298,371,179	99.60
(B)	PUBLIC SHAREHOLDING						N.A.	N.A.
(1)	INSTITUTIONS						N.A.	N.A.
(a)	Mutual Funds /UTI	6	17,508,115	17,508,115	2.63	2.63		
(b)	Financial Institutions /Banks	7	30,671,935	30,671,935	4.61	4.61		
(c)	Central Government / State Government(s)	0	0	0	0.00	0.00		
(d)	Venture Capital Funds	0	0	0	0.00	0.00		
(e)	Insurance Companies	1	10,172,300	10,172,300	1.53	1.53		
(f)	Foreign Institutional Investors	38	56,906,343	56,906,343	8.55	8.55		
(g)	Foreign Venture Capital Investors	1	18,627,000	18,627,000	2.80	2.80		
(h)	Others	0	-	-	0.00	0.00		
	Sub-Total B(1)	53	133,885,693	133,885,693	20.11	20.11		



Category code	Category of shareholders	No of shareholders	Total number of shares	No of shares held in dematerialized form	Total shareholding as a percentage of total of shares		Shares pledged or otherwise encumbered	
					As a percentage of (A+B)	As a percentage of (A+B+C)	No of Shares	As a percentage
(I)	(II)	(III)	(IV)	(V)	(VI)	(VII)	(VIII)	(IX)=(VIII)/(IV)*100
(2)	NON-INSTITUTIONS						N.A.	N.A.
(a)	Bodies Corporate	1213	169,449,950	169,449,950	25.45	25.45		
(b)	Individuals							
	(i) Individuals holding nominal share capital upto Rs.1 lakh	71070	21,729,500	21,721,725	3.26	3.26		
	(ii) Individuals holding nominal share capital in excess of Rs.1 lakh	306	21,766,552	21,766,552	3.27	3.27		
(c)	Others							
	NRI	840	949,969	949,969	0.14	0.14		
	CLEARING MEMBERS	194	922,744	922,744	0.14	0.14		
	FOREIGN COMPANIES	1	17,500,000	0	2.63	2.63		
	FOREIGN NATIONALS	2	1,500	1,500	0.00	0.00		
	TRUSTS	6	16,300	16,300	0.00	0.00		
	Sub-Total B(2)	73632	232,336,515	214,828,740	34.90	34.90		
	Total Public Shareholding B=B(1)+B(2)	73685	366,222,208	348,714,433	55.00	55.00		
	Total (A+B)	73688	665,798,388	648,290,612	100.00	100.00		
(C)	SHARES HELD BY CUSTODIANS, AGAINST WHICH DEPOSITORY RECEIPTS HAVE BEEN ISSUED							
(1)	Promoter and Promoter Group	0	0	0				
(2)	Public	0	0	0		0.00		
	GRAND TOTAL (A+B+C)	73688	665,798,388	648,290,612		100.00	298,371,179	44.81




(I)(b) Statement showing shareholding of persons belonging to the category "Promoter and Promoter Group"						
Sr. No.	Name of the shareholder	Total Shares held		Shares pledged or otherwise encumbered		
		Number	As a % of grand total (A)+(B)+(C)	Number	As a percentage	As a % of grand total (A)+(B)+(C) of sub-clause (I)(a)
(I)	(II)	(III)	(IV)	(V)	(VI)=(V)/(III)*100	(VII)
1	SKIL Infrastructure Limited	257,266,685	38.64	256,061,685	99.53	38.46
2	SKIL Shipyard Holdings Pvt Ltd	29,960,001	4.50	29,960,000	100.00	4.50
3	Grevek Investment & Finance Private Limited	12,349,494	1.85	12,349,494	100.00	1.85
	TOTAL	299,576,180	45.00	298,371,179		44.81




(I)(c) Statement showing Shareholding of persons belonging to the category "Public" and holding more than 1% of the total number of shares

Sr. No.	Name of the shareholder	Number of shares	Shares as a percentage of total number of shares {i.e., Grand Total (A)+(B)+(C) indicated in Statement at para (I)(a) above}
1	OVIRA LOGISTICS LIMITED	51,100,000	7.67
2	SMALLCAP WORLD FUND, INC	40,290,000	6.05
3	SNEHA METALS PRIVATE LTD.	20,000,000	3.00
4	NEW YORK LIFE INVESTMENT MANAGEMENT INDIA FUND (FVCI) II LLC	18,627,000	2.80
5	GAJODHAR TRADING COMPANY PRIVATE LIMITED	18,357,066	2.76
6	SembCorp Marine Limited	17,500,000	2.63
7	EXPORT- IMPORT BANK OF INDIA	17,210,000	2.58
8	FRINTILLARY TRADING COMPANY PVT LTD	14,055,513	2.11
9	IDBI BANK LTD.	10,270,350	1.54
10	LIFE INSURANCE CORPORATION OF INDIA	10,172,300	1.53
11	KUNDAN INFRASTRUCTURE PVT LTD	8,324,306	1.25
12	LIC OF INDIA - MARKET PLUS	7,644,176	1.15
13	MONEY MATTERS ADVISORY SERVICES LIMITED	7,641,492	1.15
	TOTAL	241,192,203	36.23




(I)(d) Statement showing details of locked-in shares				
Sr. No.	Name of the shareholder	Category	Number of locked-in shares	Locked-in shares as a percentage of total number of shares {i.e., Grand Total (A)+(B)+(C) indicated in Statement at para (I)(a) above}
1	SKIL Infrastructure Limited	Promoter	121,650,500	18.27
2	Grevek Investment & Finance Private Limited	Promoter	11,509,180	1.73
	TOTAL		133,159,680	20.00




(II)(a) Statement showing details of Depository Receipts (DRs)

Sr. No.	Type of outstanding DR (ADRs, GDRs, SDRs, etc.)	Number of outstanding DRs	Number of shares underlying outstanding DRs	Shares underlying outstanding DRs as a percentage of total number of shares {i.e., Grand Total (A)+(B)+(C) indicated in Statement at para (I)(a) above}
1	NIL	0	0.00	
	TOTAL	0	0.00	0.00




(II)(b)	Statement showing Holding of Depository Receipts (DRs), where underlying shares held by "Promoter/Promoter group" are in excess of 1% of the total number shares.		
Sr. No.	Name of the DR Holder - Type of outstanding DR (ADRs,GDRs,SDRs,etc.)	Number of shares underlying outstanding DRs	Shares underlying outstanding DRs as a percentage of total number of shares {i.e., Grand Total (A)+(B)+(C) indicated in Statement at para(I)(a) above}
	NIL	0	0.00
TOTAL		0	0.00



(III) (a) Statement showing the voting pattern of shareholders, if more than one class of shares/securities is issued by the issuer.

Category code	Category of shareholder	Number of Voting Rights			Total Voting Rights (III+IV+V)	Total Voting Rights i.e. (VI)	
		Class X	Class Y	Class Z		As a percentage of (A+B)	As a percentage of (A+B+C)
(I)	(II)	(III)	(IV)	(V)	(VI)	(VII)	(VIII)
(A)	Promoter and Promoter Group	N.A.	N.A.	N.A.	N.A.		
1	Indian						
(a)	Individuals/ Hindu Undivided Family						
(b)	Central Government/ State Government(s)						
(c)	Bodies Corporate						
(d)	Financial Institutions/ Banks						
(e)	Any Other (specify)						
	Sub-Total (A)(1)						
2	Foreign	N.A.	N.A.	N.A.	N.A.		
(a)	Individuals (Non-Resident Individuals/ Foreign Individuals)						
(b)	Bodies Corporate						
(c)	Institutions						
(d)	Any Other (specify)						
	Sub-Total (A)(2)						
	Total Shareholding of Promoter and Promoter Group (A)= (A)(1)+(A)(2)	N.A.	N.A.	N.A.	N.A.		
(B)	Public shareholding	N.A.	N.A.	N.A.	N.A.		
1	Institutions	N.A.	N.A.	N.A.	N.A.		
(a)	Mutual Funds/UTI						
(b)	Financial Institutions/ Banks						
(c)	Central Government/ State Government(s)						
(d)	Venture Capital Funds						
(e)	Insurance Companies						
(f)	Foreign Institutional Investors						
(g)	Foreign Venture Capital Investors						
(h)	Any Other (specify)						
	Sub-Total (B)(1)						



2	Non-institutions	N.A.	N.A.	N.A.	N.A.		
(a)	Bodies Corporate						
(b)	Individuals - i. Individual shareholders holding nominal share capital up to Rs. 1 lakh. ii. Individual shareholders holding nominal share capital in excess of Rs. 1 lakh.						
(c)	Any Other (specify)						
	Sub-Total (B)(2)						
	Total Public Shareholding (B)= (B)(1)+(B)(2)	N.A.	N.A.	N.A.	N.A.		
	TOTAL (A)+(B)						
(C)	Shares held by Custodians and against which Depository Receipts have been issued	N.A.	N.A.	N.A.	N.A.		
	GRAND TOTAL (A)+(B)+(C)	N.A.	N.A.	N.A.	N.A.		

